

Sub-Miniature Cone Lock Indicator Lamp

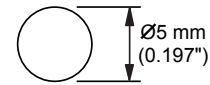

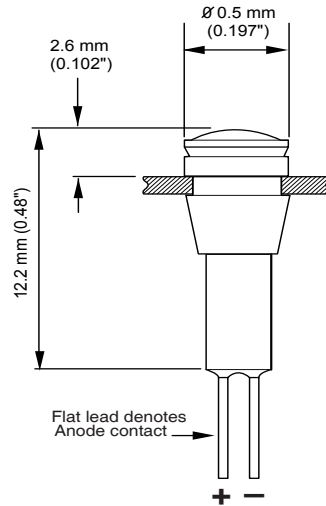
Single Chip LED

Push Fit - metal body

IP67 - Ø5.0

Features

- Low profile
- Self sealing indicator sealed to IP67
- For high density applications
- Fast, easy push fit mounting
- Optional black anodised body
- Coloured lens
- 80° Viewing angle
- Operating Temp -40 to 85°
- Storage Temp -40 to 85°



Mounting Hole SSI/5

Ordering Information and Technical Characteristics

| Ordering Information | Colour | Forward Voltage (V) | Current (ma) | Luminous Intensity (mcd) | Reverse Voltage (V) |
|----------------------|--------|---------------------|--------------|--------------------------|---------------------|
| SSI/5/RD | Red | 2.1 | 20 | 1 | 5 |
| SSI/5/AR | Amber | 2.1 | 20 | 1.5 | 5 |
| SSI/5/GN | Green | 2.1 | 20 | 1.5 | 5 |
| SSI/5/AlGaAsRD | Red | 2.1 | 20 | 1200 | 5 |
| SSI/5/H/AR | Amber | 2.1 | 20 | 1000 | 5 |
| SSI/5/H/GN | Green | 3.6 | 20 | 1250 | 5 |
| SSI/5/REF1/RD | Red | 2.1 | 20 | 1 | 5 |
| SSI/5/REF1/AR | Amber | 2.1 | 20 | 1.5 | 5 |
| SSI/5/REF1/GN | Green | 2.1 | 20 | 1.5 | 5 |
| SSI/5/REF1/AlGaAsRD | Red | 2.1 | 20 | 1200 | 5 |
| SSI/5/REF1/H/AR | Amber | 2.1 | 20 | 1000 | 5 |
| SSI/5/REF1/H/GN | Green | 3.6 | 20 | 1250 | 5 |

Mean time before failure 90,000 hrs

1) For optional black anodised body include BB within the type number. e.g. SSI/BB/5/-

2) REF1 denotes tag terminals